







---

## X RAY (RADIOLOGY)

---

The radiology department serves all trust disciplines and GP referrals. It carries out over 44,000 examinations annually including screening, CT scans and ultrasounds. Radiology services are housed in the main hospital and the Accident and Emergency unit. Direct access services available in the department include: routine X-rays, barium enema, ultrasound examinations and CT scans.

 Vandana Bandhari	Consultant
 John McLoughlin	Consultant
 Derna McCurdy	Superintendent Radiographer
 Colette McReynolds	Radiographer – <i>Ultrasound examinations</i>
 Christine Robinson	Radiographer – <i>Barium examinations</i>
 3 <sup>rd</sup> consultant	

### LOCATION OF RADIOLOGY SERVICES

Main Radiology	Dempsey Building	Level 4
A&E Radiology	Dempsey Building	Level 1